







Tradition of Trust & Integrity Empowering America's Notaries Since 1940.

Florida Notary "Discount" Association Co.  
P.O. Box 7177, Tallahassee, FL 32314

Toll Free: 1-800-366-8279  
Email: info@notarybonding.com

Fax: 1-800-637-5992  
Website: notarybonding.com

## Florida Notary "Discount" Association Co. Order Form:

Basic	Standard	Deluxe	Elite
Low Cost New or Renewal Notary Bond Package "A"	Low Cost New or Renewal Notary Bond Package "B"	Low Cost New or Renewal Notary Bond Package "C"	Low Cost New or Renewal Notary Bond Package "D"
<b>\$ 78.00</b>	<b>\$ 93.00</b>	<b>\$ 108.00</b>	<b>\$ 142.00</b>
<b>Package Includes:</b>	<b>Package Includes:</b>	<b>Package Includes:</b>	<b>Package Includes:</b>
<ul style="list-style-type: none"> <li>\$ 7,500 Notary Public 4 Year Bond.</li> <li>\$ 21.00 Bond Premium includes a <b>\$ 1,000</b> Notary Errors &amp; Omissions 4 Year Insurance Policy.</li> <li>Department of State \$ 39.00 filing fee is included in this package price.</li> <li>Official Self-Inking Rectangular Seal Stamp with an Eagle Logo or State Capitol Logo (5,000 Impressions).</li> </ul>	<ul style="list-style-type: none"> <li>\$ 7,500 Notary Public 4 Year Bond.</li> <li>\$ 21.00 Bond Premium includes a <b>\$ 6,000</b> Notary Errors &amp; Omissions 4 Year Insurance Policy.</li> <li>Department of State \$ 39.00 filing fee is included in this package price.</li> <li>Official Self-Inking Rectangular Seal Stamp with an Eagle Logo or State Capitol Logo (5,000 Impressions).</li> </ul>	<ul style="list-style-type: none"> <li>\$ 7,500 Notary Public 4 Year Bond.</li> <li>\$ 21.00 Bond Premium includes a <b>\$ 11,000</b> Notary Errors &amp; Omissions 4 Year Insurance Policy.</li> <li>Department of State \$ 39.00 filing fee is included in this package price.</li> <li>Official Self-Inking Rectangular Seal Stamp with an Eagle Logo or State Capitol Logo (5,000 Impressions).</li> </ul>	<ul style="list-style-type: none"> <li>\$ 7,500 Notary Public 4 Year Bond.</li> <li>\$ 21.00 Bond Premium includes a <b>\$ 26,000</b> Notary Errors &amp; Omissions 4 Year Insurance Policy.</li> <li>Department of State \$ 39.00 filing fee is included in this package price.</li> <li>Official Self-Inking Rectangular Seal Stamp with an Eagle Logo or State Capitol Logo (5,000 Impressions).</li> </ul>
			

### Select Your Low Cost New or Renewal Notary Bond Package:

- Basic Notary Bond Package "A"  **\$ 78.00**
- Standard Notary Bond Package "B"  **\$ 93.00**
- Deluxe Notary Bond Package "C"  **\$ 108.00**
- Elite Notary Bond Package "D"  **\$ 142.00**

### Select Your Official Self-Inking Rectangular Seal Stamp Logo:

- Eagle Logo  
- State Capitol Logo  

### Additional Notary Errors & Omissions 4 Year Insurance Policy:

- \$ 5,000 Notary E&O 4 Year Insurance Policy  **\$ 15.00**
- \$ 10,000 Notary E&O 4 Year Insurance Policy  **\$ 40.00**
- \$ 25,000 Notary E&O 4 Year Insurance Policy  **\$ 60.00**

### Additional Official Rectangular Seal Stamps:

- Rubber (Requires Stamp Pad) #204  **\$ 15.95**
- Self-Inking (5,000 Impressions) #205  **\$ 18.95**
- Shiny Self-Inking - Black Case (5,000 Imp.) #205-1S B  **\$ 21.95**
- Shiny Self-Inking - Green Case (5,000 Imp.) #205-1S G  **\$ 21.95**
- Shiny Self-Inking - Orange Case (5,000 Imp.) #205-1S O  **\$ 21.95**
- Shiny Self-Inking - Purple Case (5,000 Imp.) #205-1S P  **\$ 21.95**
- Pre-Inked Slim Pocket (25,000 Impressions) #207  **\$ 21.95**
- Pre-Inked (25,000 Impressions) #206  **\$ 23.95**
- Xstamper (50,000 Impressions) #206-1S  **\$ 29.95**

- Eagle Logo  
- State Capitol Logo  

### Additional Official Round Seal Stamps:

- Rubber (Requires Stamp Pad) #204-RR  **\$ 17.95**
- Self-Inking (5,000 Impressions) #205-RSI  **\$ 20.95**
- Pre-Inked (25,000 Impressions) #206-RPI  **\$ 26.95**
- Xstamper (50,000 Impressions) #206-RS  **\$ 34.95**

### Additional Notary Impression Seal Embossers:

- Embosser (Hand Held / Chrome-Plated) #200  **\$ 22.00**
  - Embosser (Desk Top / Black Matte) #201  **\$ 29.00**
  - Embosser (Hand Held / Solid Steel) #198-S  **\$ 31.00**
  - Embosser (Desk Top /  Brass  Pebble Grey) #199  **\$ 34.00**
  - Embosser (Desk Top / Solid Steel) #197-S  **\$ 36.00**
-  Example image shown is with an impression seal inker applied for faxing or photocopying. May be used in addition to the official seal stamp. The inked stamp shall be the official seal for use on a paper document, and the impression seal may not be substituted therefor.

### Additional Official Notary Public Recording Journals:

- White Soft Cover (140 Entries) #999  **\$ 7.00**
- Statue of Liberty Image Soft Cover (140 Entries) #303-A  **\$ 14.00**
- Rocky Mountains Image Soft Cover (140 Entries) #303-B  **\$ 14.00**
- Tropical Beach Image Soft Cover (140 Entries) #303-C  **\$ 14.00**
- Pink Soft Cover (284 Entries) #304-B  **\$ 18.00**
- Black Leather Hard Cover (400 Entries) #304-C  **\$ 25.00**

### Select Your Payment Option:

- Indicate Entire Check or Money Order Number: \_\_\_\_\_
- Payable to: Florida Notary "Discount" Association Co.
- OR
- Charge Credit Card:
- Visa  MasterCard  American Express  Discover
- Credit Card Number: \_\_\_\_\_
- Credit Card Expiration Date: \_\_\_\_\_
- \_\_\_\_\_
- Signature of Cardholder (Required for Credit Card Purchases)

### Select Your Shipping Method:

- Standard Shipping & Handling  **\$ 5.95**
- \*FedEx Ground - 1 to 5 business days:  **\$ 13.95**
- \*FedEx 3 Day - 3 business days:  **\$ 17.95**
- \*FedEx 2 Day - 2 business days:  **\$ 18.95**
- \*UPS Next Day - 1 business day:  **\$ 34.95**
- \*FedEx & UPS Shipping options above are **ONLY** for notary stamp(s) and/or notary seal(s). All other products if ordered will be shipped Standard mail. Allow 2 to 5 business days for your notary stamp(s) and/or notary seal(s) to be personalized and manufactured prior to shipping based on the stamp/seal model. Note: Weekends and holidays are not a business day. Delivery time is based on distance to the destination.

 **Your Order Total:**  
Grand Total Amount: \$ \_\_\_\_\_

# Avoid delays in processing! Important requirements and instructions on how to complete the Florida notary public commission application:

**Important:** Please type or print legibly on the notary public commission application. This entire notary public commission application, oath of office, memorandum and State of Florida bond of notary public form has several areas that you must read and complete all required fields.

**Important:** New notaries are required to take a 3-hour notary education course. We offer this course to you at no additional cost. Renewal notaries if your commission has not expired for longer than 1 year then you are exempt from the notary education course.

**Important:** We are approved by the Department of State to submit your notary public commission application electronically for a faster approval.

**PERSONAL INFORMATION SECTION:**

- As of 08/03/15 the category "Other", "none" or "mixed" is not acceptable for race. The applicant must be specific when naming their race. Should the applicant choose mixed, they will need to specify the combination, i.e. White/Hispanic, Black/Asian etc.
- You must provide your Florida driver's license number or other State of Florida ID and date of birth (MM/DD/YYYY).
- You must provide your entire social security number as required by the subsection 117.01 (2), Florida statutes. It may be used to facilitate a criminal background check.

**SEVEN (7) QUESTION SECTION:**

- You must answer all seven (7) questions in this area on the application.

**AFFIDAVIT OF CHARACTER SECTION:**

- Have someone unrelated to you and that has known you for at least one (1) year fill in the blanks on the application, and sign their name at the bold X (Signature of Affiant) in the affidavit of character section.

**OATH OF OFFICE SECTION:**

- Indicate county where oath was taken.
- Applicant must swear that he/she read Chapter 117/Florida Statutes, and that he/she knows the duties, responsibilities and limitations, and powers of a notary public. To read Chapter 117/Florida Statutes visit [www.notarybonding.com](http://www.notarybonding.com).
- Note: As of August 3, 2015 you can no longer sign your notary application with only initials in the required signature area for the Oath of Office. (I.e. J.D. Adams must be John D. Adams or John David Adams or J. David Adams.)
- Sign your name at the bold X (Signature of Applicant) – This is the name in which your commission and notary seal will be issued.) Your name and your signature must be the same on the application and should be exactly as you wish to be commissioned. Be sure to enter the date (MM/DD/YYYY) that you signed.
- Print or type your name exactly as signed, on the line provided next to your signature and date it.

**MEMORANDUM SECTION:**

- The applicant must read the entire Memorandum section and answer the question accordingly.

**Required State of Florida Bond of Notary Public Form:**

- Print or type your name on the top line.
- Sign your name at the bold X (Signature of Applicant) exactly as you signed on the oath of office section and date it.

**Personal Information Section:**

As of 08/03/15 the category "Other", "none" or "mixed" is not acceptable for race. The applicant must be specific when naming their race. Should the applicant choose mixed, they will need to specify the combination, i.e. White/Hispanic, Black/Asian etc.

You must provide your Florida driver's license number or other State of Florida ID and date of birth (MM/DD/YYYY).

You must provide your entire social security number as required by the subsection 117.01 (2), Florida statutes. It may be used to facilitate a criminal background check.

**Seven (7) Question Section:**

You must answer all seven (7) questions in this area on the application.

**Affidavit of Character Section:**

Have someone unrelated to you and that has known you for at least one (1) year fill in the blanks on the application, and sign their name at the bold X (Signature of Affiant) in the affidavit of character section.

**Oath of Office Section:**

Indicate county where oath was taken.

Applicant must swear that he/she read Chapter 117/Florida Statutes, and that he/she knows the duties, responsibilities and limitations, and powers of a notary public. To read Chapter 117/Florida Statutes visit [www.notarybonding.com](http://www.notarybonding.com).

Note: As of August 3, 2015 you can no longer sign your notary application with only initials in the required signature area for the Oath of Office. (I.e. J.D. Adams must be John D. Adams or John David Adams or J. David Adams.)

Sign your name at the bold X (Signature of Applicant) – This is the name in which your commission and notary seal will be issued.) Your name and your signature must be the same on the application and should be exactly as you wish to be commissioned. Be sure to enter the date (MM/DD/YYYY) that you signed.

Print or type your name exactly as signed, on the line provided next to your signature and date it.

**Memorandum Section:**

The applicant must read the entire Memorandum section and answer the question accordingly.

**Required State of Florida Bond of Notary Public Form:**

Print or type your name on the top line.

Sign your name at the bold X (Signature of Applicant) exactly as you signed on the oath of office section and date it.